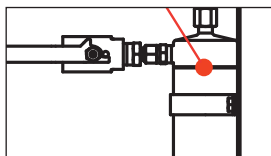
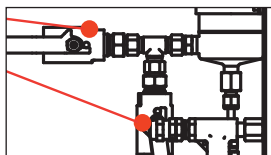


Options


The Dopak® sampling systems for gases and liquefied gases can be adapted to your needs with a large variety of options. Please see below for possible options we are able to offer.



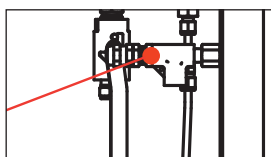
- 1. Upstream cooler with temperature indicator and needle valve**
The advantage of an upstream cooler is, opposed to a cooling jacket, that the product will be cooled down before it reaches the sampler. The high cooling capacity allows sampling of relative high temperature product. The needle valve enables the operator to throttle the flow and herewith regulate the temperature.



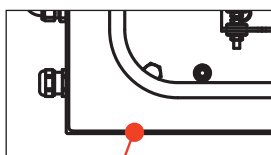
- 2. Ball (block) valve**
Additional isolation valves can be included on process inlets and outlet as required.
For more information please refer to our **Dopak® Component Sheet: Valves**



- 3. Thermometer**
Enables the operator to read off the actual temperature during sampling.

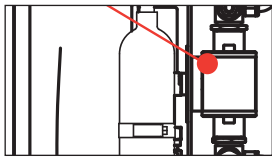


- 4. Pressure relief valve**
This type of valve is used to control or limit the pressure in a system or vessel. The pressure is relieved by allowing the fluid to flow from an auxiliary outlet
For more information please refer to our **Dopak® Component Sheet: Valves**



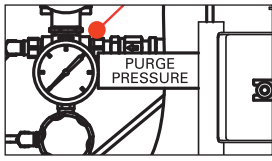
- 5. Enclosure**
Weather protection or additional containment using stainless steel or Glass Reinforced Polyester. Complete with front opening door and window.
For more information please refer to our **Dopak® Component Sheet: Enclosures**





6. Gearbox

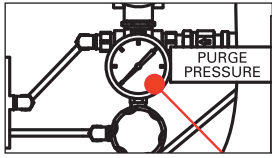
Makes it possible to operate two ball valves with one single handle.



7. 3-way ball valve

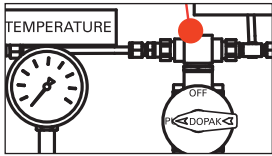
A wide range of industry standard valves can be used.

For more information please refer to our **Dopak® Component Sheet: Valves**



8. Pressure gauge

Enables the operator to read off the pressure during sampling.



9. 2-way ball valve

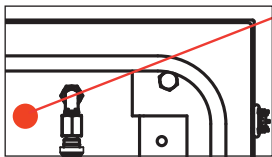
A wide range of industry standard valves can be used.

For more information please refer to our **Dopak® Component Sheet: Valves**



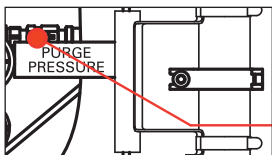
10. Pressure regulator

Enables the operator to regulate the pressure during sampling.



11. Mounting plate incl. brackets and pipe stand

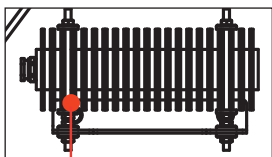
For an optimal arrangement of the sample system a mounting plate is used. The pipe stand provides an ideal height and accessibility for the operator. The mounting plate can optionally be equipped with plastic P&ID and instruction plates.



12. Check valve

The function of the check valve is to maintain system integrity by preventing back flow.

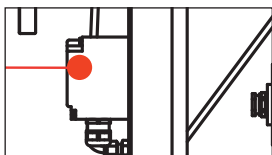
For more information please refer to our **Dopak® Component Sheet: Valves**



13. Electrical heater or steam heater

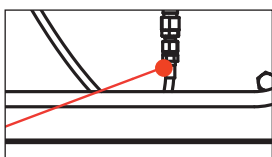
Used to protect an enclosure from frost or keep the enclosure at a certain temperature.

Heating of the enclosure can be achieved by electrical heating or steam.



14. Junction box

Container for electrical connections. For example if electrical heating, lighting etc. is used.



15. Flexible PTFE hose

Used for easy connecting of the sample cylinder and is available in a wide variety of lengths and materials of construction.

Dopak Inc.

Houston, Texas 77080, USA
Phone 713-460-8311
Fax 713-460-8578
E-mail info@dopak.com

Dovianus BV

Bergschenhoek, The Netherlands
Phone +31 10 524 20 00
Fax +31 10 524 20 29
E-mail info@dopak.nl

Your local representative:

